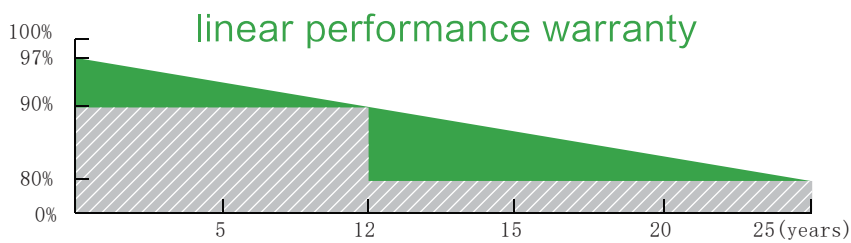

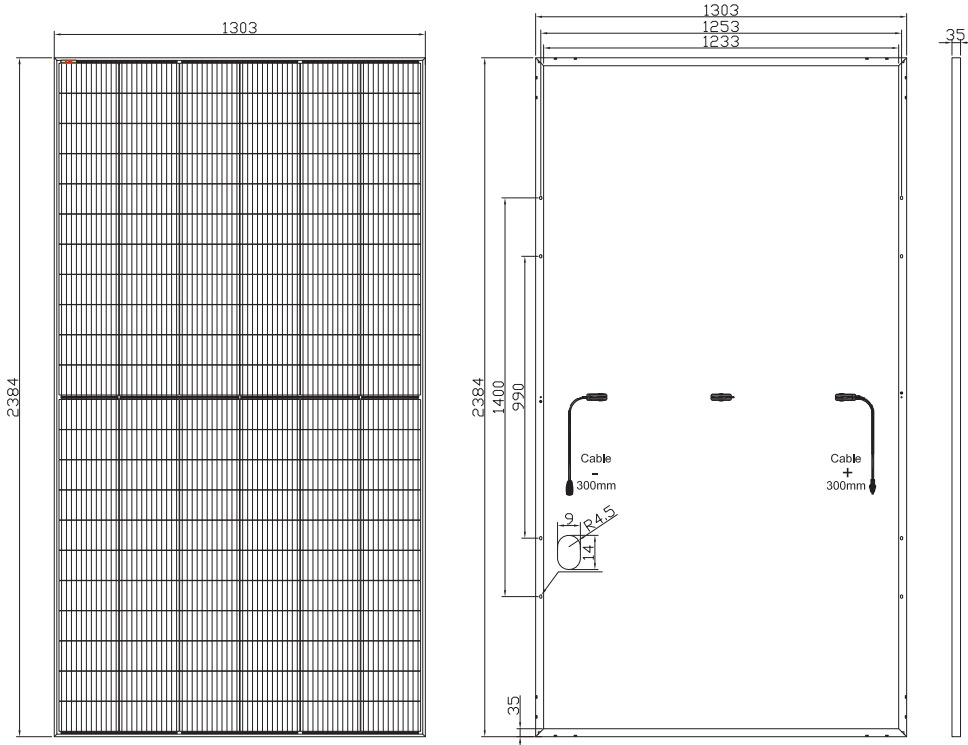


- LF650M12-66H
- LF655M12-66H
- LF660M12-66H
- LF665M12-66H



12 Years
Material&Craft
Quality
assurance

25 Years
80% output
Power
guarantee



ISO9001
ISO14001
OHSAS18001



High Module Efficiency



Mechanical Load
Capability up to 5400 Pa



Salt Mist Corrosion Protect
Ammonia Resistance



Potential Induced
Degradation Free

- LF650M12-66H
- LF655M12-66H
- LF660M12-66H
- LF665M12-66H

Electrical Characteristics

	TYPE	LF650M12-66H	LF655M12-66H	LF660M12-66H	LF665M12-66H	LF670M12-66H
STC 1000W/M ² Module Temperature 25°C A.M.1.5	POWER OUTPUT	650	655	660	665	670
	MAXPOWER TOLERANCE	0-5W	0-5W	0-5W	0-5W	0-5W
	MODULE EFFICIENCY (%)	20.92	21.41	21.25	21.41	21.57
	VOLTAGE MPP V _{mpp}	37.75	37.91	38.08	38.28	38.43
	CURRENT MPP I _{mpp} (A)	17.23	17.28	17.33	17.37	17.43
	VOLTAGE OPEN CIRCUIT V _{oc}	45.68	45.87	46.03	46.24	46.42
	SHORT CIRCUIT CURRENT I _{sc} (A)	18.35	18.40	18.46	18.50	18.56
NOCT 800W/M ² Environment Temperature 20°C A.M.1.5	POWER OUTPUT	499.35	503.19	507.03	510.87	514.71
	VOLTAGE MPP V _{mpp} (V)	34.41	34.56	34.71	34.89	35.03
	CURRENT MPP I _{mpp} (A)	14.51	14.56	14.61	14.65	14.69
	VOLTAGE OPEN CIRCUIT V _{oc} (V)	42.17	42.35	42.50	42.69	42.86
	SHORT CIRCUIT CURRENT I _{sc} (A)	15.60	15.65	15.70	15.75	15.79
TEMPERATURE COEFFICIENTS I _{sc}	(% / °C)			0.046		
TEMPERATURE COEFFICIENTS V _{oc}	(% / °C)			-0.266		
TEMPERATURE COEFFICIENTS P _{mpp}	(% / °C)			-0.354		
NOCT (°C)				45±2°C		

Mechanical Data

DIMENSIONS OF MODULE	2384*1303*35mm
WEIGHT(Kg)	34.0
CABLE	4mm ²
GLASS	High transmission glass 3.2mm
JUNCTION BOX	IP68, 3 Bypass-Diode, 300mm in length
TYPE OF CONNECTOR	Compatible with MC 4 plug

Packaging Configuration

Loading Capacity	124 pcs/20GP
	558 pcs/40HC

Contact info:

HEAD OFFICE-DENMARK
lg@vimalux.com
+45 40 111 901

ITALY
marco@vimalux.com
+ 39 345 4605437

Working Conditions

MAX SYSTEM VOLTAGE (VDC)	1500V
SERIES FUSE RATING	30A
MECHANICAL LOAD	5400Pa
OPERATING TEMPERATURE (°C)	-40~+85
APPLICATION CLASS	A

I-V CURVES

