


## PROFESSIONAL SERIES HIGH OUTPUT LED FLOODLIGHT

 150lm/W  
System Efficacy

 5 year  
Warranty

 IP65  
Rated

 IK10  
Rated



### FEATURES

- Ultra efficient system efficacy of up to 153lm/W
- High quality Lumileds LED chips and Mean Well Driver
- Multiple beam angles available
- Tough IP65 and IK10 construction
- Suitable for coastal areas (with optional 304/316 stainless steel bracket)
- Epoxy-Polyester anti-corrosion coating

### LIGHTING DATA

LIGHT SOURCE	Lumileds 5050/OSRAM
LUMEN OUTPUT	150,000lm*
LUMINAIRE EFFICACY	150lm/W*
CCT	5000K (Further CCT's on request)
CRI	>70 (CRI80, CRI90 on request)
SDCM	<5
DIMMABLE OPTIONS	DALI, 1-10V
BEAM ANGLE	15°/30°/60°/90°/70°x140°/85°x135°

\*achieved with 90° beam angle

### ELECTRICAL DATA

POWER SOURCE	Mean Well HLG-320H-48A x2 Mean Well ELG-240H-48A x2
SYSTEM WATTAGE	1000W
MAINS VOLTAGE	AC100-277V / 50-60 Hz
POWER FACTOR	≥0.97
THD	<20%
INRUSH CURRENT	70A
DRIVER LIFETIME	>50,000hrs
CONNECTION	1.5m 3 core cable

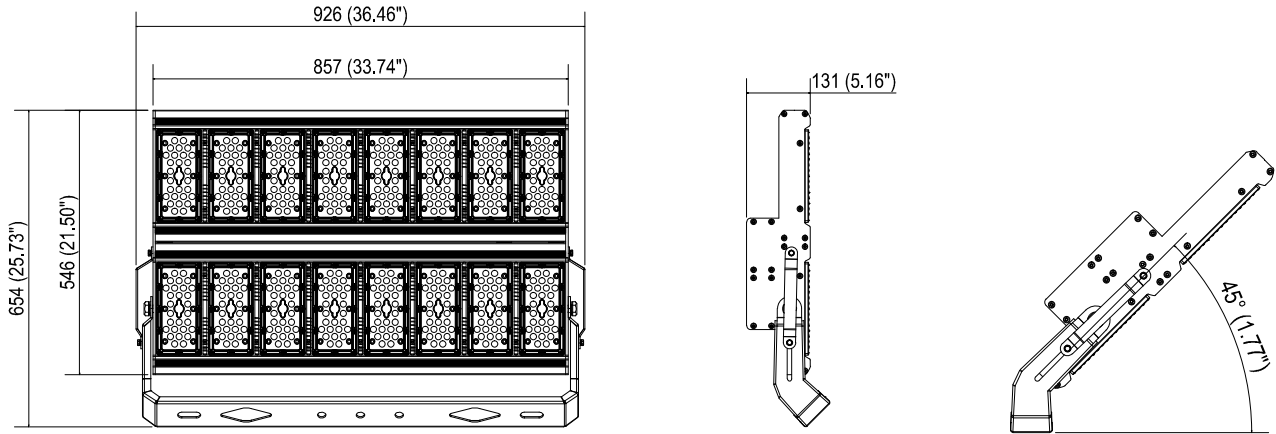
### DESIGN / CONSTRUCTION

HOUSING MATERIAL	Corrosion-resistant aluminium
LENS MATERIAL	Polycarbonate
BRACKET MATERIAL	Hot-dip galvanised iron
BRACKET TYPE	Straight
POWDER COAT	Epoxy-Polyester hybrid
COLOUR	Graphite black (RAL 9011)
WEIGHT	37.0kg

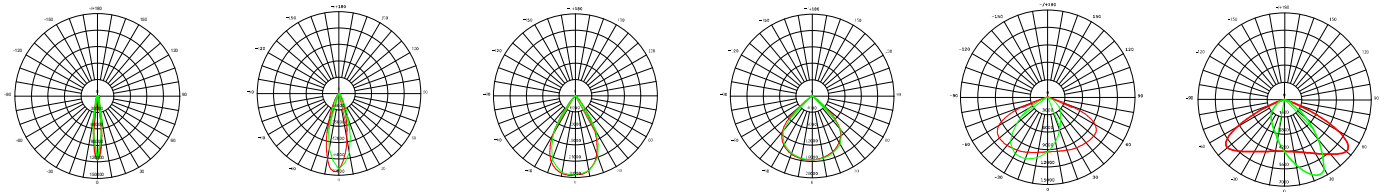
### TECHNICAL DATA

IP RATING	IP65
IK RATING	IK10
OPERATING TEMP	-30° to +45°C
PROTECTION CLASS	Class 1
CERTIFICATIONS	CE / ROHS
WARRANTY	Standard 5 year warranty
CODE	LUX-FLB-1000

DIMENSIONS



PHOTOMETRIC DIAGRAM



15°x15°

30°x30°

60°x60°

90°x90°

70°x140°

85°x135°

Luminaire Efficiency:  
150lm/w

IMAGES

